

595 SERIES LED PANEL LIGHTS

Lightwell ultra-slim edgelit LED panel lights are suitable for a wide range of applications including office, education and commercial spaces. These panels are supplied with a 12V non-dimmable driver as standard, dimmable drivers are available seperately. At 595x595mm, the lightweight LED panels are designed for simple installation into 600x600mm suspended ceilings and are a direct replacement for a standard tube light panels.

- ✓ Edge-lit even light distribution
- ✓ FLICKER FREE Technology
- ✓ PMMA Thermoplastic
- ✓ 20W, 28W, 40W versions available
- ✓ Suitable for 600x600 suspended ceilings
- ✓ Supplied with its own driver
- ✓ 2 colour temperatures available - NW, CW
- ✓ Environmentally friendly: no mercury or hazardous substances






Application

Offices, Hospitals, Care Homes, Factories, Supermarkets,
Task Lighting, Store Displays, Commercial Lighting.

SKU	Dimensions	Cut-out	Lumens	Power	Equiv.	Beam	Colour	Kelvin	Dimmable	IP Rating	Input
PAN/595/20W/6000	595*595mm	595mm	2700	20W	72W	120°	Cool White	6000K	Yes	IP51	AC240V
PAN/595/20W/4000	595*595mm	595mm	2700	20W	72W	120°	Natural White	4000K	Yes	IP51	AC240V
PAN/595/28W/6000	595*595mm	595mm	3080	28W	72W	120°	Cool White	6000K	Yes	IP51	AC240V
PAN/595/28W/4000	595*595mm	595mm	3080	28W	72W	120°	Natural White	4000K	Yes	IP51	AC240V
PAN/595/40W/6000	595*595mm	595mm	3400	40W	72W	120°	Cool White	6000K	Yes	IP51	AC240V
PAN/595/40W/4000	595*595mm	595mm	3400	40W	72W	120°	Natural White	4000K	Yes	IP51	AC240V

OPTIONAL EXTRAS

SKU	Description	
PAN/595/40WW/DRIV/F/DIM	40W LED Dimmable Panel Driver female connector	
PL/EMER/3HR1	Emergency Power Pack	
MC071S	Merrytek ON/OFF Control Microwave Motion Sensor	

ATTRIBUTES

Wattage:	20W, 28W, 40W
Power Factor:	>0.93
Input Voltage:	AC240V
Beam angle:	120°
Colour Temperature:	4000K / 6000K
IP Rating:	IP51
CRI:	>80 Ra
Dimmable:	Yes
Driver Type:	Isolated
Chip Type:	2835
Operating Temperature:	-30° ~ 50°
Frequency:	50/60Hz